



SCW - Sportschützenclub Wien



SCW Trophy 2019

www.s-c-w.net

www.facebook.com/Sportschuetzenclubwien/



SPORTSCHÜTZENCLUB WIEN

www.s-c-w.net

Jenbachgasse 73, 1130 Wien, Austria

office@s-c-w.net

Schießstand: Rundweg (neben Baumgasse 58), 1030 Wien

ZVR 713258785

General Information

Date: April 05 to 07th 2019

Time:

Friday	April 05th	– 2 pm
Saturday	April 06th	– 8 am and 2pm (halfday)
Sunday	April 07th	– 8 am

Location: SCW, 1030 Vienna, Baumgasse 58, Rundweg
GPS: N 48.19176, E 16.40521
trophy@s-c-w.net

Entry Fee: EUR 110,00 **ONLY** via Bank Transfer to Sportschützenclub Wien,
IBAN: AT551400004010600265; BIC: BAWAATWW

Payment deadline is the 11th January 2019. At that time the slot is given to a shooter from the waitinglist. **For any money transfer please indicate the name und the shooter's ID - number!**

Registration /Squading: only online: www.ipsc-dvc.org

Stages: 16 Stages

Rounds: ca. 300 Rounds + Chrono

Pricegiving: Lottery before the awards ceremony for all present shooters. Star prize is a Dillon XL 650 sponsored by Mario's Shootin World GmbH
www.shootingworld.at

Match Direktor: Mario Kneringer

Range Master: Christian Breidler

Match Design: Mario Kneringer , Martin Theillinger and the SCW Team

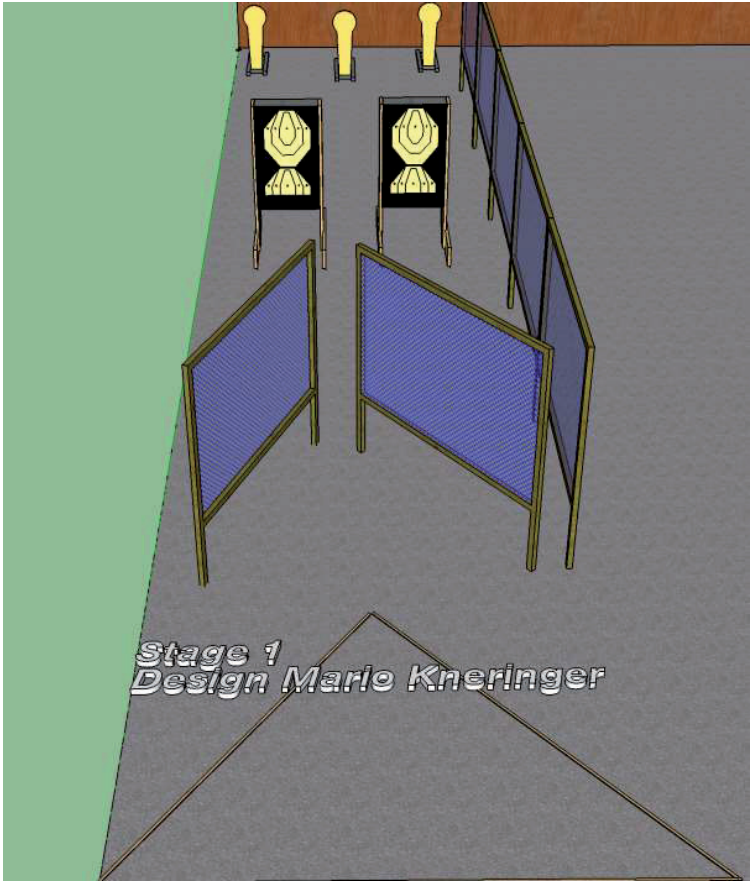


Schiessausbildung

für Einsteiger, Fortgeschrittene & Einzeltraining
IPSC, Jagd – Schrot & Kugel



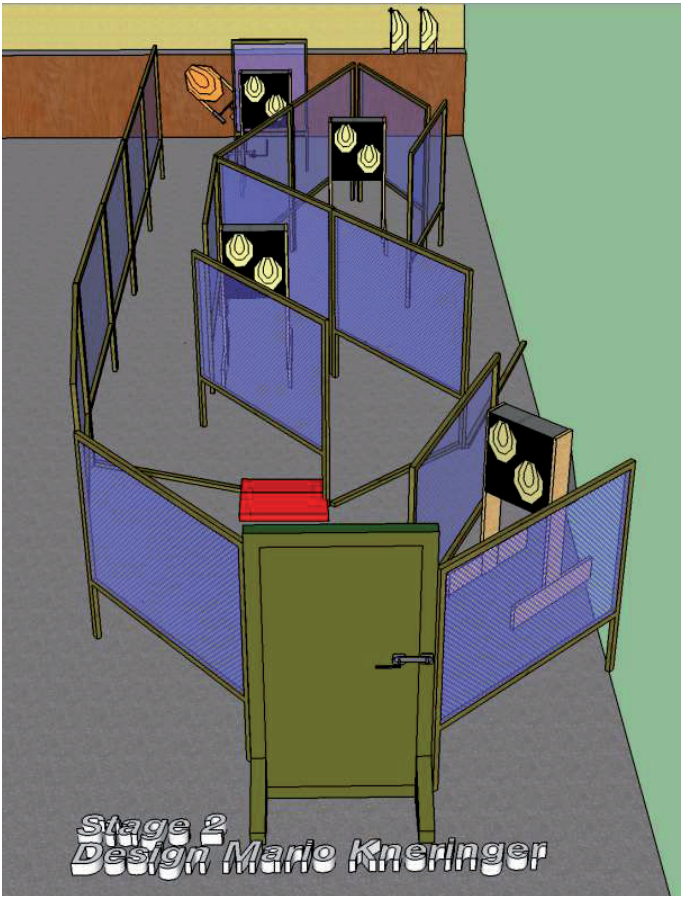
STAGE 1 • KELLER 1



Stage 1		
COF	Short Course	
Targets:	IPSC Targets	4
	IPSC Poppers	3

Number of rounds to be scored:	11
Times starts	Audible Signal
Start position:	Anywhere in the demarcated area
The Handgun ready condition	Ready condition
Procedure:	At start signal engage all targets from demarcated area
Remarks:	The foot release

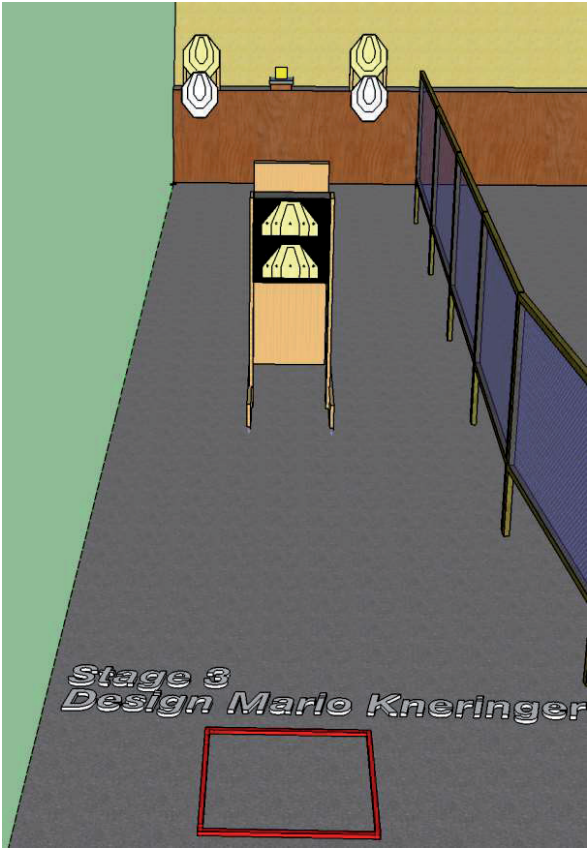
STAGE 2 • KELLER 1



Stage 2		
COF	Medium Course	
Targets:	IPSC Targets	11

Number of rounds to be scored:	22
Times starts	Audible Signal
Start position:	Standing both feet on the mark, as demonstrated by the RO
The Handgun ready condition:	chamber and magwell empty
Procedure:	At start signal engage all targets from demarcated area. The foot release activated the swinger.
Remarks:	The swinger remains visible at their final position.

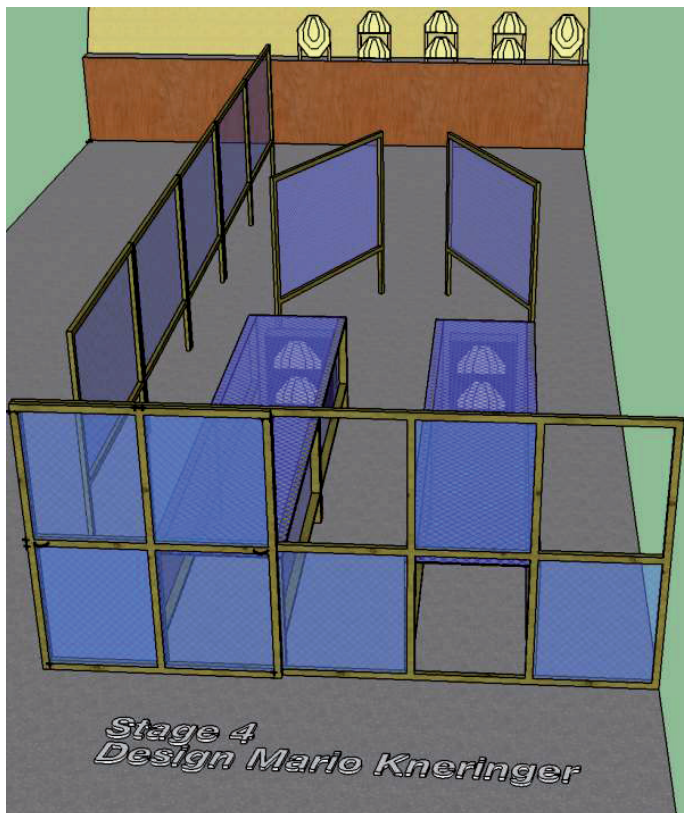
STAGE 3 • KELLER 2



Stage 3		
COF	Short Course	
Targets:	IPSC Targets	4
	IPSC Plate	1
	IPSC No-Shoot	2

Number of rounds to be scored:	9
Times starts	Audible Signal
Start position:	Anywhere in the demarcated area
The Handgun ready condition	Ready Condition
Procedure:	At start signal engage all targets from demarcated area, strong hand only.
Remarks:	

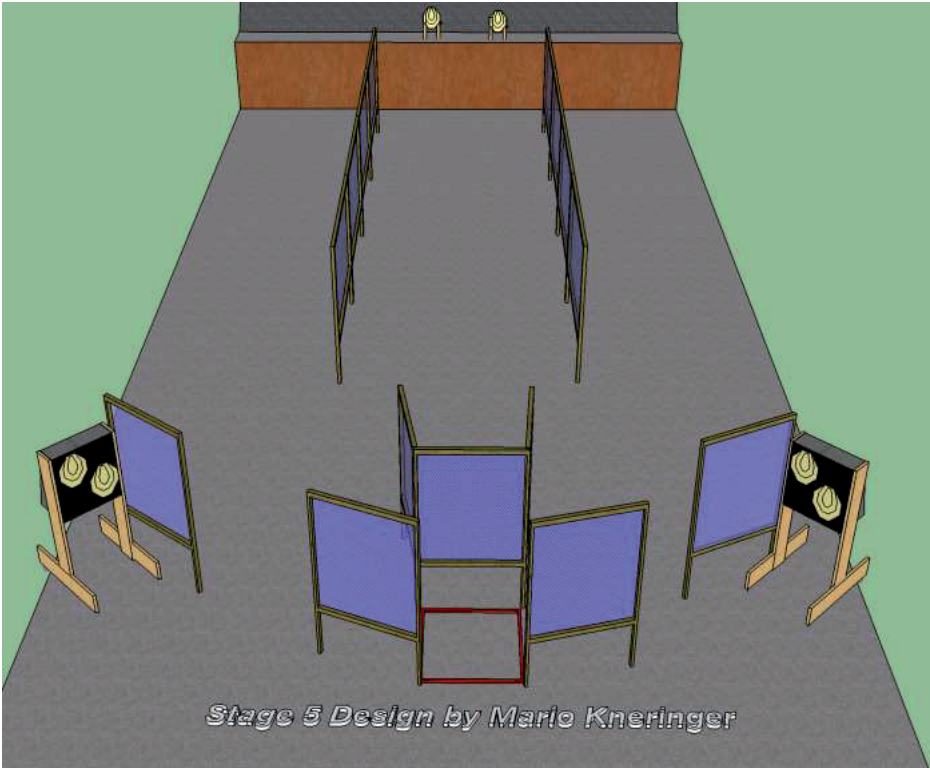
STAGE 4 • KELLER 2



Stage 4		
COF	Medium Course	
Targets:	IPSC Targets	12

Number of rounds to be scored:	24
Times starts	Audible Signal
Start position:	as demonstrated by the RO
The Handgun ready condition:	Ready Condition
Procedure:	At start signal engage all targets from demarcated area.
Remarks:	The sliding door opens and closes windows in the barricade, the sliding door may only be moved with the hands. The position of the sliding door is the same and marked for each shooter at the start signal.

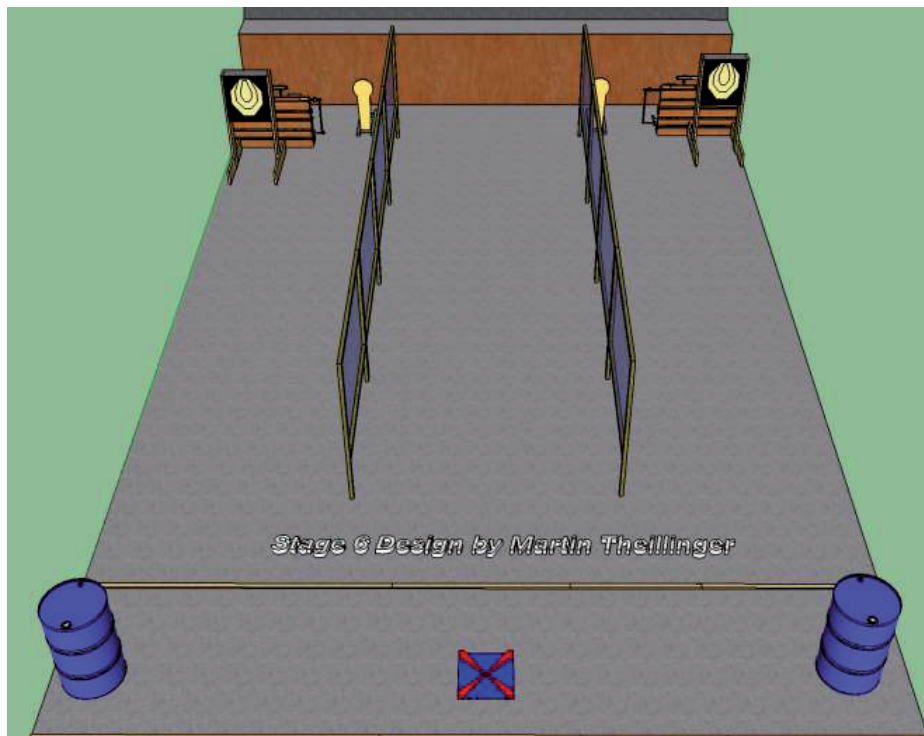
STAGE 5 • KELLER 3



Stage 5		
COF	Short Course	
Targets:	IPSC Mini Targets	6

Number of rounds to be scored:	12
Times starts	Audible Signal
Start position:	Standing in A, as demonstrated by the RO.
The handgun ready condition	Ready Condition
Procedure:	At the start signal engage all targets from demarcated area.
Remarks:	

STAGE 6 • KELLER 3



Stage 6		
COF	Short Course	
Targets:	IPSC Targets	4
	IPSC Popper	2

Number of rounds to be scored:	10
Times starts	Audible Signal
Start position:	Standing in A, Handgun on barrel A or B all magazines on the opposite side.
The handgun ready condition	Chamber and magwell empty
Procedure:	At start signal engage all targets from demarcated area. IPSC Popper 1 activated swinger 2 and IPSC Popper 2 activated swinger 1.
Remarks:	The swinger remains visible at their final position.



www.shootingworld.at/shop

Der Büchsenmacher Deines Vertrauens!

MIT ONLINESHOP

**IPSC Ausrüstung, Los Geschosse, S.P.S. Waffen,
Ersatzteile, Magazine, Guga Ribas,
Wiederladerkomponenten, Dillon, AR-15,
laufend Aktionen.**



Mario's Shooting World GmbH

**Waffenhandel und Schießausbildung
Hauptstrasse 13-15
A-2332 Hennersdorf**

**Web: www.shootingworld.at
e-mail: info@shootingworld.at
Tel: +43 2235 /21 500**



 *VISTA
STAR*



 *FALCON*



 *PANTERA
STAR*



 *PANTERA*




 *VISTA*



Barcelona (Spain)

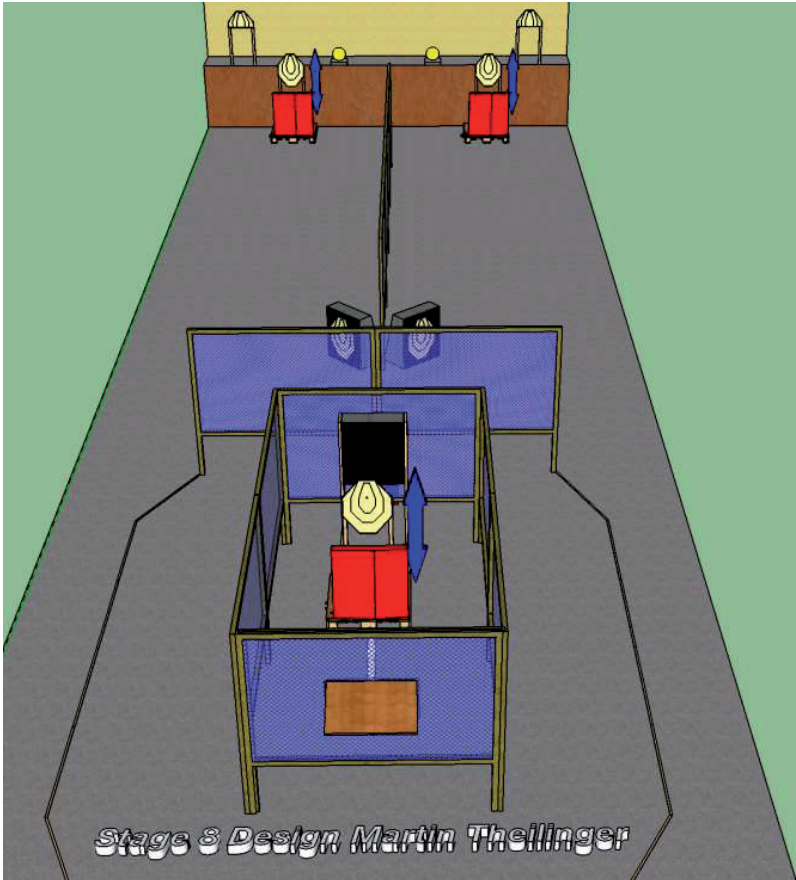
STAGE 7 • KELLER 4



Stage 7		
COF	Long Course	
Targets:	IPSC Targets	14

Number of rounds to be scored:	28
Times starts	Audible Signal
Start position:	in A or B, as demonstrated by the RO.
The Handgun ready condition:	ready conditon
Procedure:	At start signal engage all targets from demarcated area.
Remarks:	

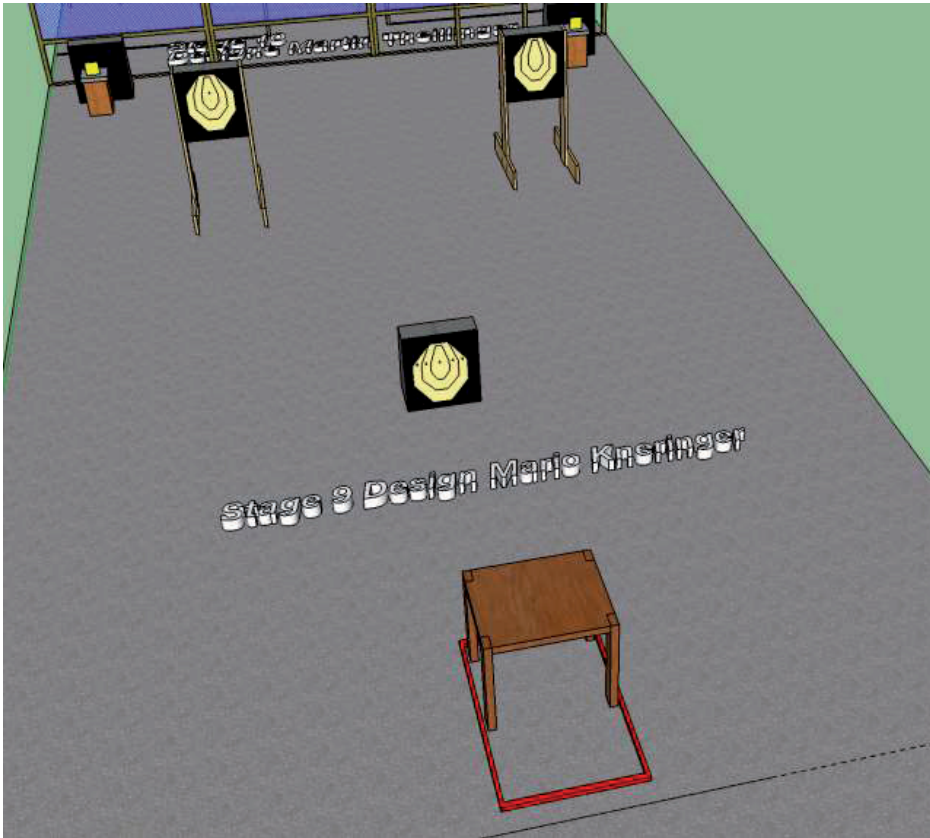
STAGE 8 • KELLER 4



Stage 8		
COF	Medium Course	
Tar ­ gets:	IPSC Tar ­ gets	7
	IPSC Plattes	2

Number of rounds to be scored:	16
Times starts	Audible Signal
Start position:	Standing on the mark as demonstrated by the RO.
The Handgun ready condition:	ready condition
Procedure:	At start signal engage all targets from demarcated area.
Remarks:	The up and down targets remains visible at their final position.

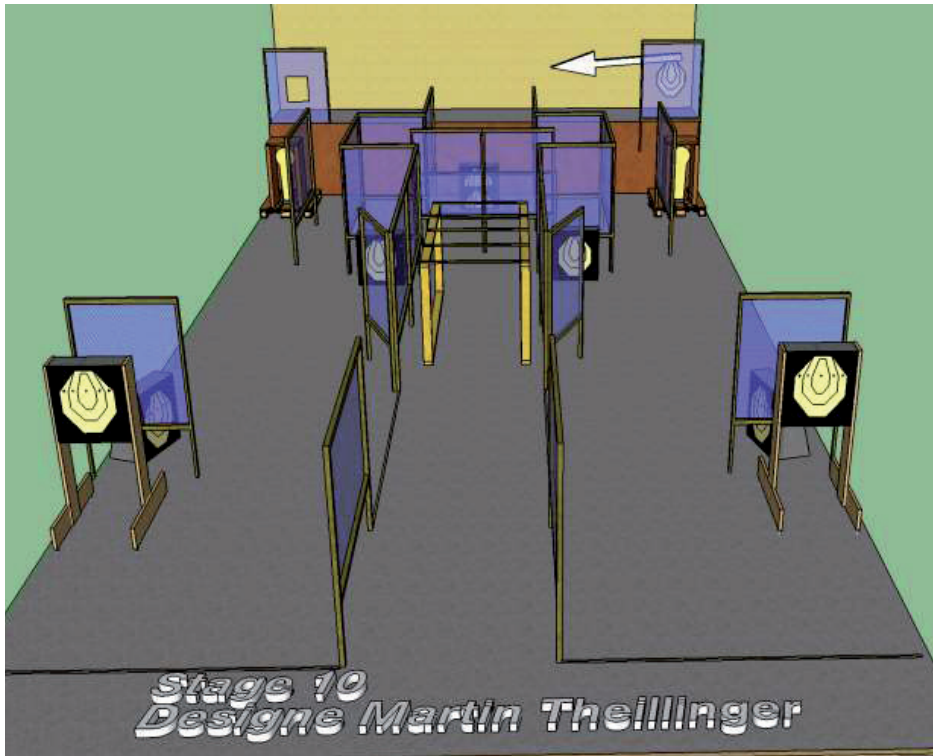
STAGE 9 • KELLER 5



Stage 9		
COF	Short Course	
Targets:	IPSC Targets	3
	IPSC Plates	2

Number of rounds to be scored:	8
Times starts	Audible Signal
Start position:	both heels touching the mark, as demonstrated by the RO. Handgun lies with the barrel on the marker at the table
The handgun ready condition	Ready condition
Procedure:	At start signal engage all targets from demarcated area, wake hand only
Remarks:	

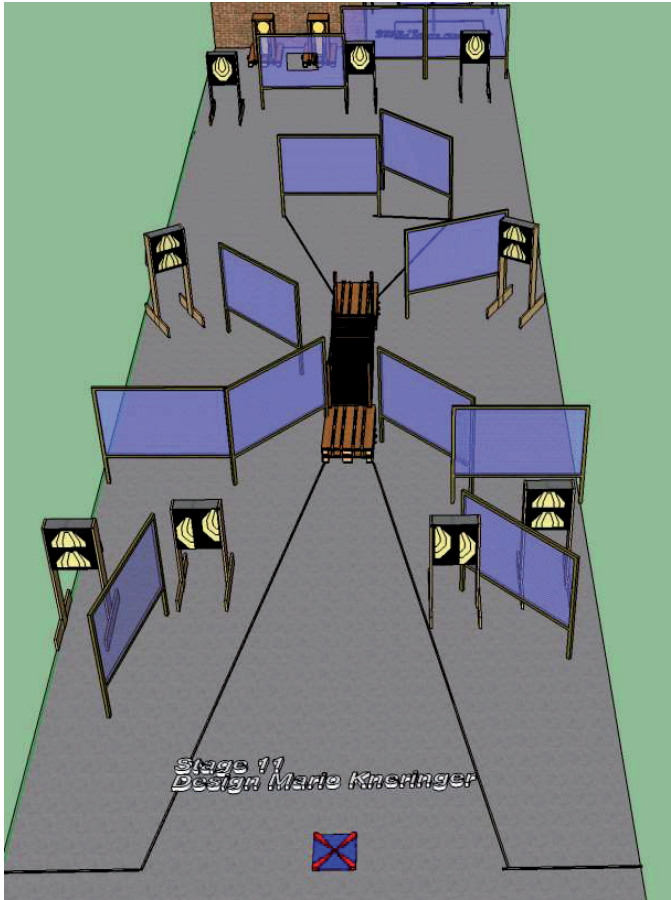
STAGE 10 • KELLER 5



Stage 10		
COF	Medium Course	
Targets:	IPSC Targets	9
	IPSC Popper	2

Number of rounds to be scored:	20
Times starts	Audible Signal
Start position:	Standing in A
The handgun ready condition	Ready Condition
Procedure:	At start signal engage all targets from demarcated area.
Remarks:	Popper 1 or 2 activates the moving targets which remains visible at their final position.

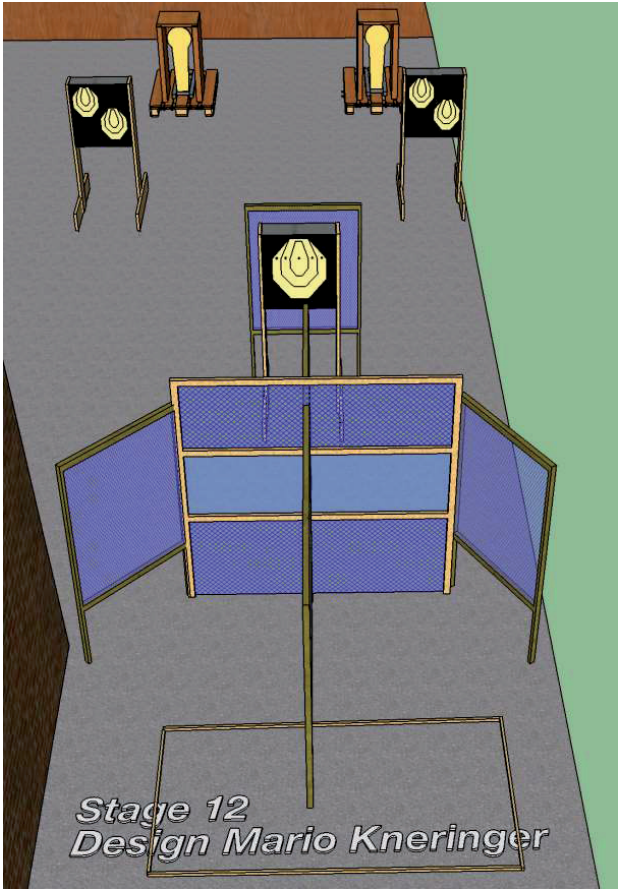
STAGE 11 • KELLER 6



Stage 11		
COF	Long Course	
Targets:	IPSC Targets	15
	IPSC Popper	2

Number of rounds to be scored:	32
Times starts	Audible Signal
Start position:	Both feet on the mark A, as demonstrated by the RO.
The handgun ready condition	Ready condition
Procedure:	At start signal engage all targets from demarcated area.
Remarks:	

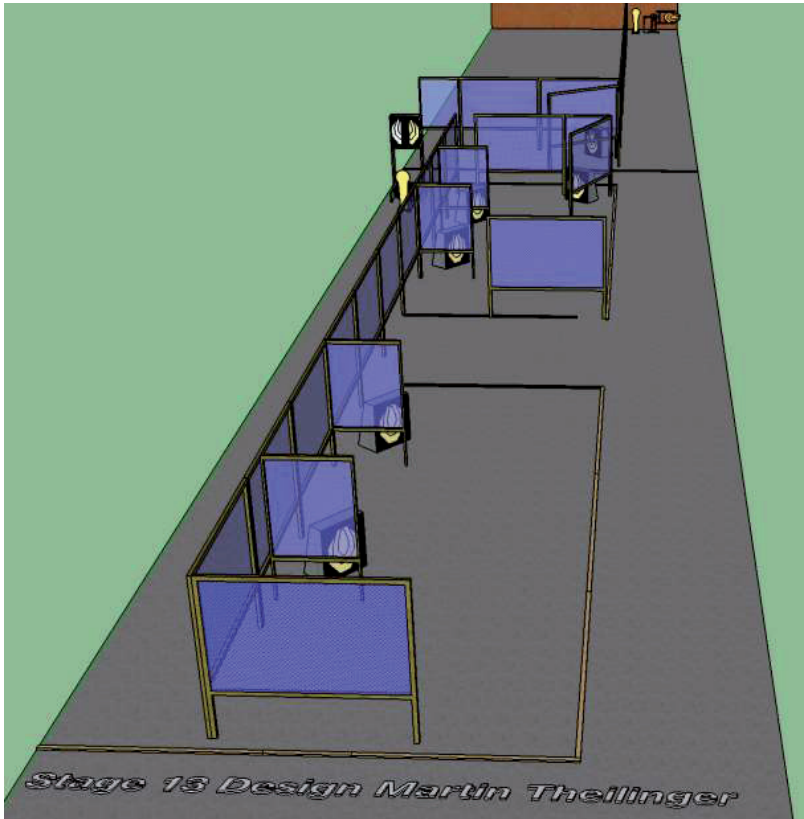
STAGE 12 · KELLER 6



Stage 12		
COF	Short Course	
Targets:	IPSC Target	1
	IPSC Mini Targets	4
	IPSC Poppers	2

Number of rounds to be scored:	12
Times starts	Audible Signal
Start position:	as demonstrated by the RO.
The handgun ready conditon	Ready condition
Procedure:	At start signal engage all targets from demarcated area.
Remarks:	The plastic film in the barricade is softcover

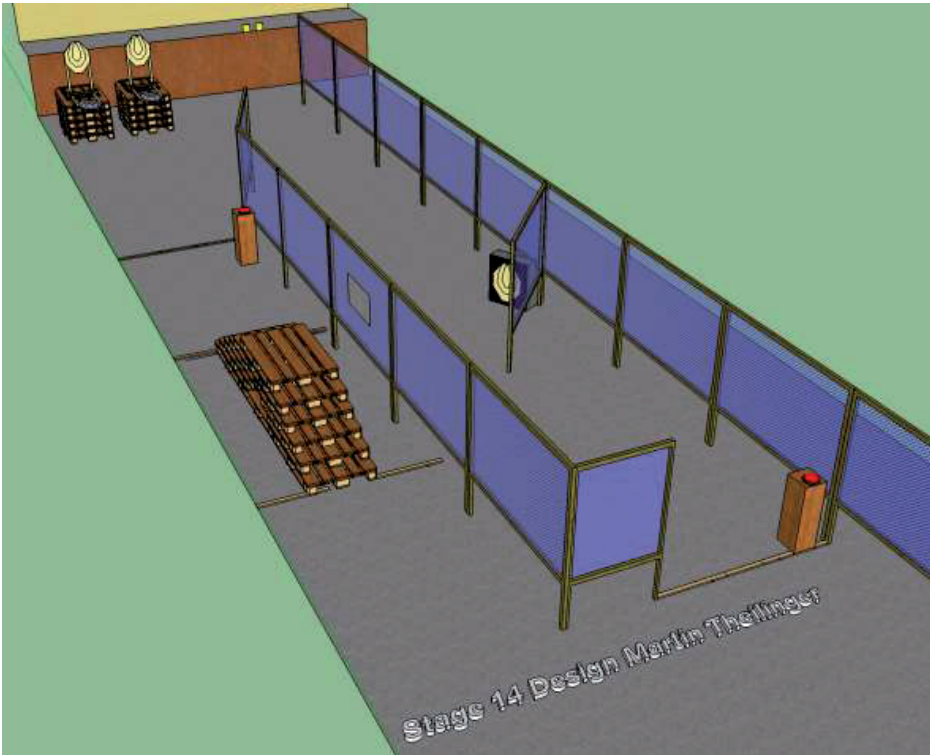
STAGE 13 • KELLER 7



Stage 13		
COF	Medium Course	
Tar ­ gets:	IPSC Tar ­ gets	8
	IPSC No-Shoot	1
	IPSC Poppers	2

Number of rounds to be scored:	18
Times starts	Audible Signal
Start position:	standing at A or B, as demonstrated by the RO.
The handgun ready condition	Ready condition
Procedure:	At start signal engage all targets from demarcated area.
Remarks:	The popper 1 activates the swinger, The swinger remains visible at their final position.

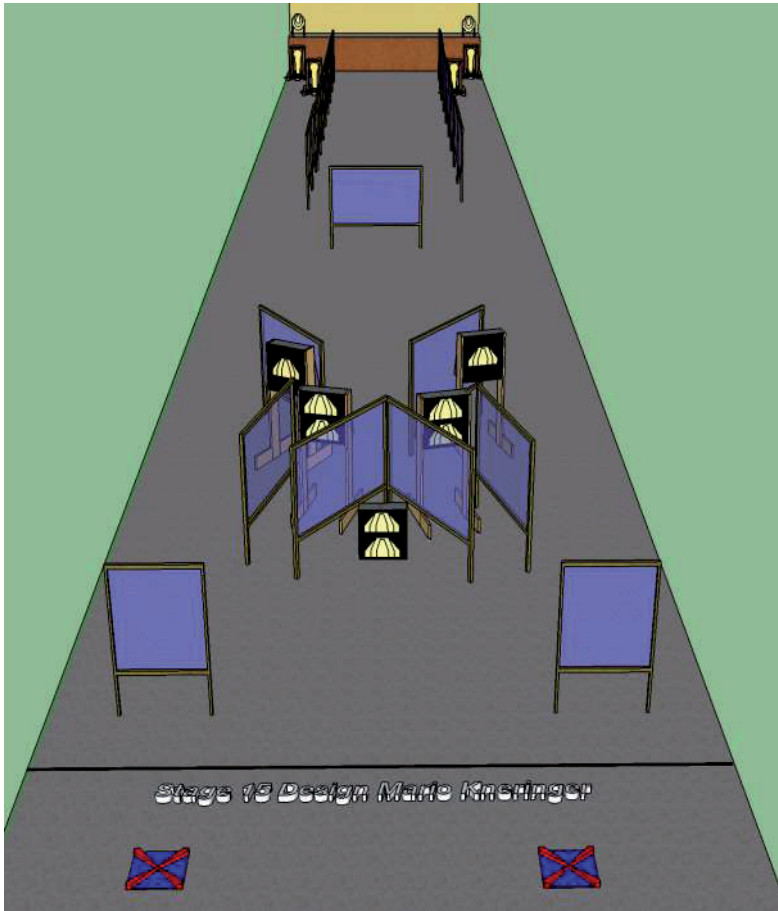
STAGE 14 • KELLER 7



Stage 14		
COF	Short Course	
Targets:	IPSC Targets	5
	IPSC Metal Plates	2

Number of rounds to be scored:	12
Times starts	Audible Signal
Start position:	standig at A
The Handgun ready condition:	ready condition
Procedure:	At start signal engage all targets from demarcated. You have to press both bazzers one after the other to activated the FlipUp Tragets. The order doesn't matter.
Remarks:	

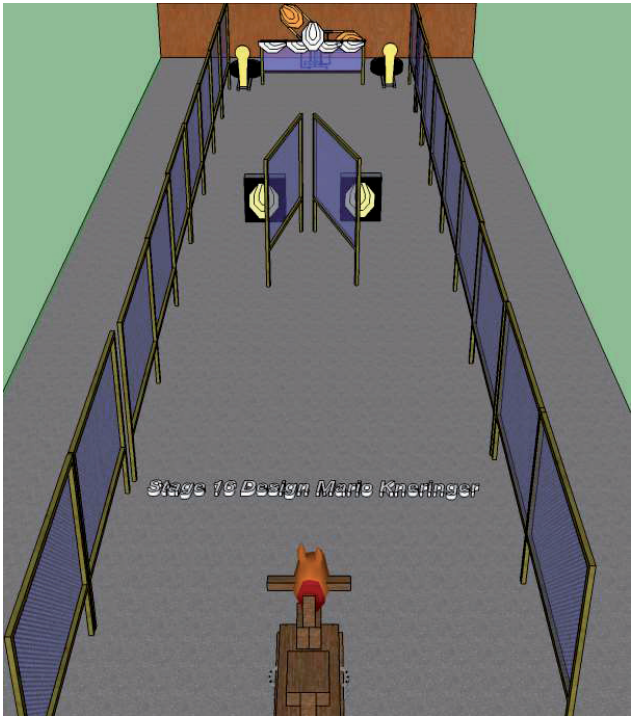
STAGE 15 • KELLER 8



Stage 15		
COF	Medium Course	
Targets:	IPSC Targets	10
	IPSC Popper	4

Number of rounds to be scored:	24
Times starts	Audible Signal
Start position:	Standing at A or B, as demonstrated by the RO.
The Handgun ready condition	Ready condition
Procedure:	At start signal engage all targets from demarcated area.
Remarks:	

STAGE 16 • KELLER 8



Stage 16		
COF	Short Course	
Targets:	IPSC Targets	4
	IPSC No-Shoot	5
	IPSC Poppers	2

Number of rounds to be scored:	10
Times starts	Audible Signal
Start position:	sitting at the horse, as demonstrated by the RO.
The handgun ready condition	Chamber empty but magazine inserted
Procedure:	At start signal engage all targets only from the horse without touching the ground.
Remarks:	to activate the swinger the left and the right popper has to fall. The swinger remains visible at their final position.



BROWNELLS®

Serious About Firearms Since 1939®

jetzt auch in Österreich!

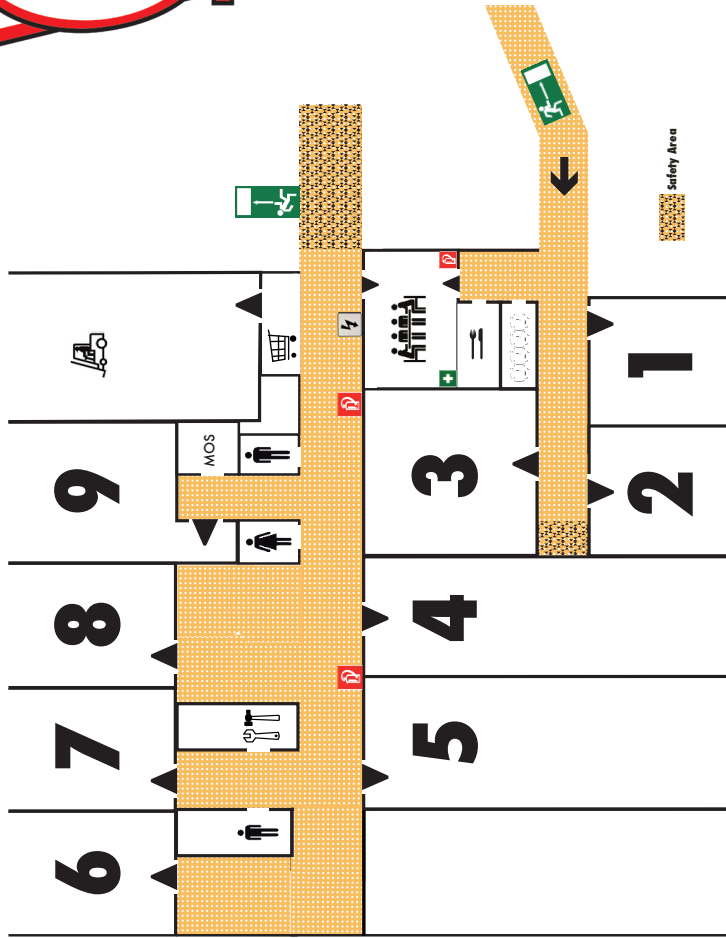
www.BROWNELLS.at

**Bestelle während dieses Wochenendes
Dein Zubehör und erspare Dir die Lieferkosten:**

Rabattcode: SCW2019 (Gültig bis 7.4.2019 24:00)

**Einer der grössten Lieferanten für Waffenteile,
Büchsenmacherzubehör & Schiesssportzubehör**





We will start scoring right behind the shooter. You can nominate another shooter of yr. choice to check yr. score. Later claims will not be accepted.